



# Caledonian

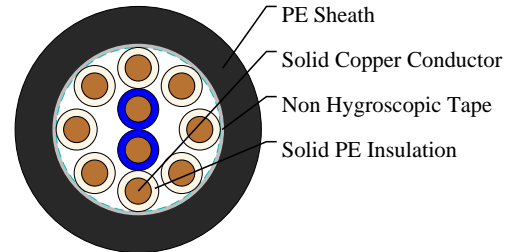

## Railway Cables

www.caledonian-cables.com

marketing@caledonian-cables.com

### A-2Y2Yv S(H145)

1.8mm conductor, 2.7mm Insulated wire  
RS107y-2Y2Yv-10C1.8-S(H145)



### APPLICATIONS

The cables are designed for general uses in protective devices in railways signalling networks, and are suitable for installation in ducts.

### STANDARDS

DIK 1.013.107y

DIK 1.013.110y

### VOLTAGE RATING

600V DC/420V AC

### CABLE CONSTRUCTION

Conductors: Solid annealed copper.

Insulation: Solid polyethylene.

Stranding: Stranding: Single conductors are helically stranded in concentric layers.

Core Colour: Natural, with one blue directional core in each layer.

Wrapping: Plastic tape(s) with overlapping.

Outer Sheath: Low density polyethylene.

### PHYSICAL AND THERMAL PROPERTIES

Minimum Bending Radius: 7.5xOD

Temperature Range: -40°C to +60°C (during operation); -10°C to +60°C (during installation)

### Electrical Properties

Electrical Characteristics at 20°C:

Nominal Conductor Diameter: 1.8 mm

Maximum Conductor Resistance: 7.2 Ω/km

Minimum Insulation Resistance @500 V DC (1min) : 10000 MΩ.km

Maximum Mutual Capacitance @800Hz (AC): 145/95\* nF/km

Dielectric Strength, conductor to conductor (DC voltage 1min) : 3535 V

Surveillance Conductors:



# Caledonian

## Railway Cables

www.caledonian-cables.com

marketing@caledonian-cables.com

Loop resistance, maximum: 190Ω/km

Insulation resistance:

- dry cable core, minimum:1000 MΩ.km

- wet cable core, maximum:30 MΩ.km

Operating Voltage AC/DC:420/600 V

Test Voltage 50 Hz 1 min:

Core to Core:2500 Veff

Core to Screen:2500 Veff

### DIMENSION AND PARAMETERS

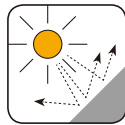
No. of Conductor	Conductor Diameter	Nominal Diameter over Insulation	Nominal Sheath Thickness	Nom. Overall Diameter	Approx. Weight
	mm	mm	mm	mm	kg/km
10	1.8	2.7	2	17	355



Laid In Ducts




Rated voltage



UV Resistant



Water Resistant



Zero Halogen  
IEC 60754-1/EN 50267-2-1  
NF C20-454